

Learn English through pictures: <http://www.learnenglish.de/pictures.htm>

其實這不是一個單一的網頁。各位可從上面的連結裡，知道這是有關學習英文的網站。但今天我要把焦點集中在如何透過圖片來學習英文。

透過圖片來學習英文對於視覺型的學習者是相當有用的一種方式。尤其是微軟系統的圖型化介面產生後，年輕一輩對於圖像的擁抱已非我這種 LKK 的人所能理解了。看著學校圖書館的書籍借閱量，高踞排行榜的幾乎都是漫畫。有一天試著把漫畫拿起來看看，卻發現不知道要先看圖片還是文字，同時看，兩眼昏花，我想這也可來分辨年紀大小的方式之一。

下面這篇英文是簡單介紹如何透過圖片來學習英文，這對一個 visual learner 來說不啻是個好方法。

Learn English Through Pictures

A picture paints a thousand words, it's true, and pictures are a great way of improving your English, especially if you are a visual learner. So, use pictures to learn vocabulary, and grammar. Don't just look at pictures, think about them. Discuss them. See if you can describe what's happening in them, and name everything in them.

Visit photo blogs and read the descriptions you will find there. You can join a photo sharing site and share your own pictures and access thousands of photographs. The Learn English Network is on Flickr, with Flickr you can leave notes on other people's pictures and enter into discussions with people all round the world about their photographs. It's a great social experience, and a nice way of getting to know people. You can apply to join the [Learn English Flickr group](#) too (forum rules apply), where you can share your own pictures or just look at ours.

There are other photo sharing sites, like Picassa, Photobucket, Shutterfly and Snapfish, and you can share pictures on the forum or on Facebook. Just make sure they are pictures you would be proud to show your grandmother.

以往我們認為圖片只能教單字或是簡單的如介系詞般的文法。

[Adjectives](#) (English grammar in pictures)

[Adverbs](#) (English grammar in pictures)

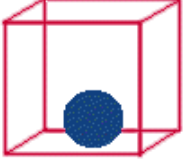
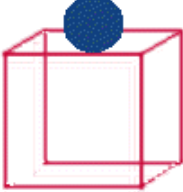
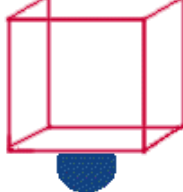
[Animals](#) (English vocabulary in pictures)

[Appearances](#) (English vocabulary in pictures)

[Articles](#) (English grammar in pictures)



Where is it?

		
The ball is in the box	The ball is on the box.	The ball is under the box.

其實圖片也可以進一步用來教諸如比較級之類的東西。

Bigger / Smaller | Biggest / Smallest



The blue box is **bigger than** the green box.



The blue box is **smaller than** the red box.



The green box is **smaller than** the red box and the blue box.

The red box is **bigger than** the blue box and the green box.

甚至圖片也可以教較複雜的文法如進行式。下面的圖應該是會動的，可惜這裡只能看到靜畫而已，所以要麻煩親愛的讀者親自上網站看看囉!!



Q - "What's he doing?"

A- "He's laughing."

Verb = to laugh